



FUND FACT SHEET

DPLK Money Market Fund (MR11/M1)

31 August 2024

INVESTMENT MANAGER

DPLK AIA Financial is a legal entity established by PT. AIA FINANCIAL ("AIA"), which engages in the defined contribution pension fund management sector called Financial Institution Pension Fund ("DPLK AIA Financial").

Established in 15 July 1996, PT. AIA FINANCIAL (AIA) is one of the leading life insurance companies in Indonesia that licensed and supervised by the Indonesian Financial Services Authority. AIA Indonesia is a subsidiary of AIA Group Limited, the largest independent publicly listed pan-Asian life insurance group. With experienced personnel, AIA's Investment team has the proficiency to identify economic conditions and investment movements to generate competitive investment returns through a variety of financial instruments such as money market, bonds, shares and/or mutual funds.

INVESTMENT OBJECTIVE

To provide investor with a stable and optimum return through investment in selective short tenor fixed income instruments in Indonesia with high degree of principal safety and low risk tolerance.

TARGET ALLOCATION

100% Money Market Instruments

FUND INFORMATION

Launch Date	: 30 September 2008	Fund Size (million)	: IDR 1,349,837.72
Launch Price	: IDR 1,000.00	Pricing Frequency	: Daily
Unit Price (NAV)	: IDR 2,808.19	Benchmark	: 100% IDR Deposit Rate Avg. 3-month
Risk Level	: Low		

FUND PERFORMANCE

Fund	Fund Performance						
	1 Month	3 Months	YTD	1 Year	Annualised		
					3 Years	5 Years	Inception
DPLK Money Market Fund**	0.45%	1.31%	3.51%	5.08%	3.56%	3.80%	6.70%
Benchmark *	0.23%	0.68%	1.79%	2.67%	2.15%	2.88%	4.82%

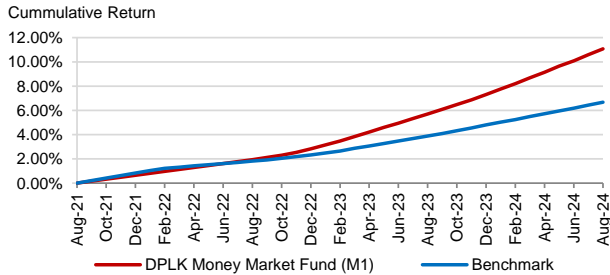
*Current benchmark is effective since 1 Mar 2023

From 01 Mar 2022 to 28 Feb 2023: 100% IDR 1-Month Time Deposit Index

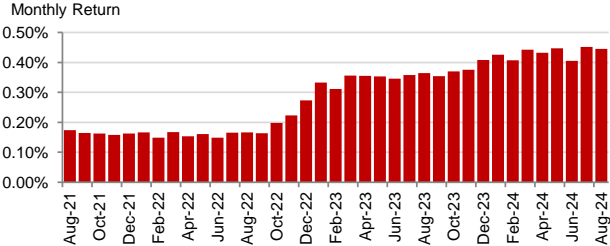
From 30 Sept 2008 to 28 Feb 2022: 100% 3-Month IDR Average Time Deposit

**Fund Performance (Net Asset Value) calculation is already included cost related to transaction, management fee and administrative fee

LAST 3 YEARS CUMULATIVE RETURN



LAST 3 YEARS MONTHLY RETURN



ASSET ALLOCATION



Sector Allocation

TD+Cash 100.00%

TOP 5 HOLDINGS

- TD Bank Jabar
- TD Bank Mandiri Taspen
- TD Bank Permata Syariah
- TD Bank Syariah Indonesia
- TD Bank Tabungan Negara Syariah

FUND MANAGER COMMENTARY

DPLK Money Market Fund (MR11/M1) generated +0.45% in August 2024 performance. The deposit rates maintained at 4.00%-6.50% p.a. Inflation was down to 2.12% from 2.13% YoY in August, and the IDR strengthened by 4.95% in August to IDR15,455/USD. Meanwhile, Bank Indonesia maintained its interest rates at 6.25% and changed its outlook for global interest rates, where Bank Indonesia now foresees US Federal Reserve to cut policy rate by 50-bps before the end of this year and 75-bps next year.

DISCLAIMER: This document is prepared by PT. AIA FINANCIAL and solely for informational use only. This document is not an offer for sale nor a solicitation of an offer to purchase. Investment in pension fund product contains risks including but not limited to political risk, risk on changes in government decree or other government regulations, interest rate risk, liquidity risk, credit risk, equity risk and exchange rate risk. The performances of the funds are not guaranteed; the unit price and the investment result may increase or decrease. Past performances do not constitute a guarantee for future performance.



FUND FACT SHEET

DPLK Money Market Fund (MR11/M1)

Appendix

FUND PERFORMANCE

Fund	Fund Performance						
	1 Month	3 Months	YTD	1 Year	Annualised		
					3 Years	5 Years	Inception
DPLK Money Market Fund***	0.53%	1.56%	4.18%	6.08%	4.56%	4.80%	7.70%

Note: ***Fund Performance (Gross Asset Value) calculation is already excluded cost related to management fee and administrative fee.

DISCLAIMER: DPLK Money Market Fund is a Pension fund offered by DPLK AIA FINANCIAL. This document is prepared by PT. AIA FINANCIAL and solely for informational use only. The official fund performance presented to the Clients refers to Fund Performance (Net Asset Value) information in page 1.

This document is not an offer for sale nor a solicitation of an offer to purchase. Investment in Pension fund product contains risks including but not limited to political risk, risk on changes in government decree or other government regulations, interest rate risk, liquidity risk, credit risk, equity risk and exchange rate risk. The performances of the funds are not guaranteed; the unit price and the investment result may increase or decrease. Past performances do not constitute a guarantee for future performance.



FUND FACT SHEET

DPLK Fixed Income FR13/F6 Fund

31 August 2024

INVESTMENT MANAGER

DPLK AIA Financial is a legal entity established by PT. AIA FINANCIAL ("AIA"), which engages in the defined contribution pension fund management sector called Financial Institution Pension Fund ("DPLK AIA Financial").

Established in 15 July 1996, PT. AIA FINANCIAL (AIA) is one of the leading life insurance companies in Indonesia that licensed and supervised by the Indonesian Financial Services Authority. AIA Indonesia is a subsidiary of AIA Group Limited, the largest independent publicly listed pan-Asian life insurance group. With experienced personnel, AIA's Investment team has the proficiency to identify economic conditions and investment movements to generate competitive investment returns through a variety of financial instruments such as money market, bonds, shares and/or mutual funds.

INVESTMENT OBJECTIVE

To provide investor with an attractive investment return through investing in selective IDR denominated fixed income instruments listed in Indonesia with moderate risk tolerance.

TARGET ALLOCATION

0% - 20% : Money Market Instruments
80% - 100% : IDR Fixed Income Securities and/ or Fixed Income Mutual Fund(s) incl. ETF

FUND INFORMATION

Launch Date	: 30 November 2009	Fund Size (million)	: IDR 2,927,502.73
Launch Price	: IDR 1,000.00	Pricing Frequency	: Daily
Unit Price (NAV)	: IDR 2,926.80	Benchmark	: 90% Bloomberg Barclays EM Local Currency: Indonesia Total Return Index Unhedged IDR
Risk Level	: Moderate		10% IDR Deposit Rate Avg. 3-month
Fund Duration	: 7.00	Benchmark Duration	: 5.34

FUND PERFORMANCE

Fund	Fund Performance						
	1 Month	3 Months	YTD	1 Year	Annualised		
					3 Years	5 Years	Inception
DPLK Fixed Income Fund**	1.99%	2.82%	3.60%	4.36%	4.91%	6.81%	7.55%
Benchmark *	1.58%	2.44%	3.40%	4.30%	4.36%	6.34%	7.30%

*Current benchmark is effective since 1 Mar 2023

From 1 May 2022 to 28 Feb 2023: 90% Bloomberg Barclays EM Lcl Crncy: Indonesia TR Index Unhedged IDR + 10% IDR 1-Month Time Deposit Index

From 1 Jan 2021 to 30 Apr 2022: 90% Bloomberg Barclays EM Lcl Crncy: Indonesia TR Index Unhedged IDR + 10% 3-Month IDR Average Time Deposit

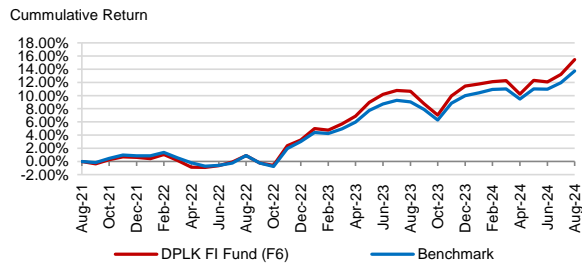
From 1 May 2016 to 31 Dec 2020: 90% Bloomberg Indonesia Local Sovereign Index + 10% Indonesia Deposit Rate Avg 3 Month IDR

From 1 Mar 2013 to 30 Apr 2016: 90% HSBC Indonesia Local Currency Govt Bond + 10% Indonesia Deposit Rate Avg 3 Month IDR

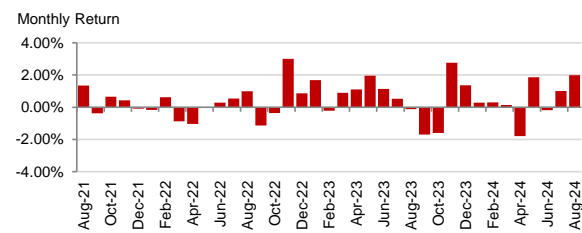
Since Inception to 28 Feb 2013: 80% HSBC Indonesia Local Currency Govt Bond Total Return + 20% Indonesia Deposit Rate Avg 3 Month IDR

**Fund Performance (Net Asset Value) calculation is already included cost related to transaction, management fee and administrative fee

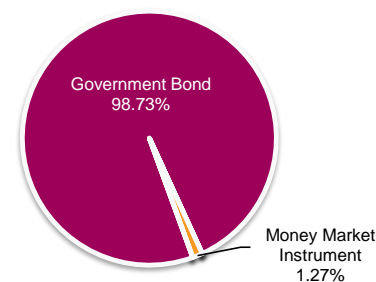
LAST 3 YEARS CUMULATIVE RETURN



LAST 3 YEARS MONTHLY RETURN



ASSET ALLOCATION



SECTOR ALLOCATION

Government Bond	98.73%
Bonds < 1Year	0.94%
TD + Cash	0.33%

TOP 5 HOLDINGS

Government Bond FR0067
Government Bond FR0083
Government Bond FR0097
Government Bond FR0098
Government Bond FR0100

FUND MANAGER COMMENTARY

DPLK Fixed Income FR13/F6 fund generated +1.99% in August 2024, and the 10-year government bond yield went down by -27 bps to 6.63%. Market sentiment came from IDR appreciation by +4.95% to Rp15,455/USD and in line with foreign fund inflow to bond market of IDR39.2 trillion. Meanwhile, Bank Indonesia maintained its interest rates at 6.25% and changed its outlook for global interest rates, where Bank Indonesia now foresees US Federal Reserve to cut policy rate by 50-bps before the end of this year and 75-bps next year.

DISCLAIMER: This document is prepared by PT. AIA FINANCIAL and solely for informational use only. This document is not an offer for sale nor a solicitation of an offer to purchase. Investment in pension fund product contains risks including but not limited to political risk, risk on changes in government decree or other government regulations, interest rate risk, liquidity risk, credit risk, equity risk and exchange rate risk. The performances of the funds are not guaranteed; the unit price and the investment result may increase or decrease. Past performances do not constitute a guarantee for future performance.



FUND FACT SHEET

DPLK Fixed Income FR13/F6 Fund

Appendix

FUND PERFORMANCE

Fund	Fund Performance						
	1 Month	3 Months	YTD	1 Year	Annualised		
					3 Years	5 Years	Inception
DPLK Fixed Income Fund***	2.09%	3.14%	4.43%	5.62%	6.16%	8.06%	8.80%

Note: ***Fund Performance (Gross Asset Value) calculation is already excluded cost related to management fee and administrative fee.

DISCLAIMER: DPLK Fixed Income Fund is a Pension fund offered by DPLK AIA FINANCIAL. This document is prepared by PT. AIA FINANCIAL and solely for informational use only. The official fund performance presented to the Clients refers to Fund Performance (Net Asset Value) information in page 1.

This document is not an offer for sale nor a solicitation of an offer to purchase. Investment in Pension fund product contains risks including but not limited to political risk, risk on changes in government decree or other government regulations, interest rate risk, liquidity risk, credit risk, equity risk and exchange rate risk. The performances of the funds are not guaranteed; the unit price and the investment result may increase or decrease. Past performances do not constitute a guarantee for future performance.



FUND FACT SHEET

DPLK Equity ER13/E5 Fund

31 August 2024

INVESTMENT MANAGER

DPLK AIA Financial is a legal entity established by PT. AIA FINANCIAL ("AIA"), which engages in the defined contribution pension fund management sector called Financial Institution Pension Fund ("DPLK AIA Financial").

Established in 15 July 1996, PT. AIA FINANCIAL (AIA) is one of the leading life insurance companies in Indonesia that licensed and supervised by the Indonesian Financial Services Authority. AIA Indonesia is a subsidiary of AIA Group Limited, the largest independent publicly listed pan-Asian life insurance group. With experienced personnel, AIA's Investment team has the proficiency to identify economic conditions and investment movements to generate competitive investment returns through a variety of financial instruments such as money market, bonds, shares and/or mutual funds.

INVESTMENT OBJECTIVE

To provide investors with long-term total returns through a portfolio of equities which are issued and listed in the Indonesia Stock Exchange (IDX) with high risk tolerance.

TARGET ALLOCATION

0% - 20% : Money Market Instruments
80% - 100% : Equities listed in IDX and or Equity Mutual Fund(s) incl. ETF

FUND INFORMATION

Launch Date	: 30 January 2013	Fund Size (million)	: IDR 105,045.78
Launch Price	: IDR 1,000.00	Pricing Frequency	: Daily
Unit Price (NAV)	: IDR 1,439.30	Benchmark	: 98% IDX80 Index
Risk Level	: High		: 2% IDR Deposit Rate Avg. 3-month

FUND PERFORMANCE

Fund	Fund Performance						
	1 Month	3 Months	YTD	1 Year	Annualised		
					3 Years	5 Years	Inception
DPLK Equity Fund**	2.86%	7.89%	2.82%	2.84%	6.63%	2.04%	3.19%
Benchmark *	2.69%	5.28%	-0.26%	3.90%	5.56%	2.86%	4.45%

*Current benchmark is effective since 1 Jan 2024

From 1 Mar 2023 to 31 Dec 2023: 98% Jakarta Composite Index + 2% IDR Deposit Rate Avg. 3-month

From 1 May 2022 to 28 Feb 2023: 98% Jakarta Composite Index + 2% IDR 1-Month Time Deposit Index

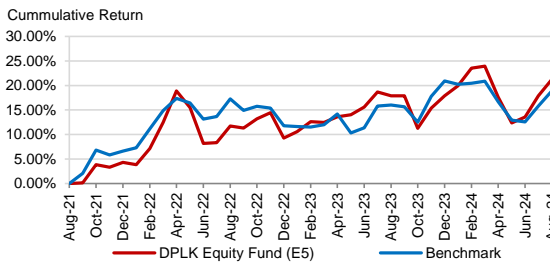
From 1 Apr 2014 to 30 Apr 2022: 98% Jakarta Composite Index + 2% 3-Month IDR Average Time Deposit

From 1 Mar 2013 to 31 Mar 2014: Jakarta Composite Index (Total Return)

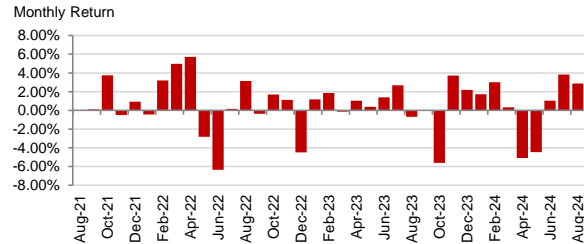
Since Inception to 28 Feb 2013: Jakarta Composite Index

**Fund Performance (Net Asset Value) calculation is already included cost related to transaction, management fee and administrative fee

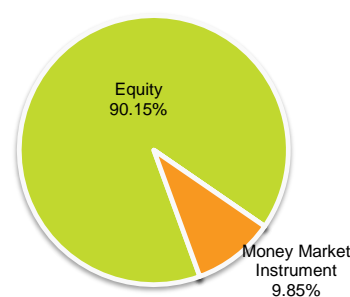
LAST 3 YEARS CUMULATIVE RETURN



LAST 3 YEARS MONTHLY RETURN



ASSET ALLOCATION



SECTOR ALLOCATION

Consumer Discretionary	5.42%
Energy	4.69%
Industrials	3.79%
Materials	5.72%
Financials	41.07%
Consumer Staples	15.76%
Real Estate	3.96%
Health Care	2.89%
Information Technology	3.03%
Communication Services	3.83%
TD + Cash	9.85%

TOP 5 HOLDINGS

PT Arwana Citramulia Tbk	5.42%
PT Bank Central Asia Tbk	4.69%
PT Bank Mandiri Tbk	3.79%
PT Bank Rakyat Indonesia Tbk	5.72%
PT Indofood CBP Sukses Makmur Tbk	41.07%

FUND MANAGER COMMENTARY

In August 2024, DPLK Equity ER13/E5 Fund booked performance of +2.86% mom, better than the benchmark performance. By sector inside IDX80 Indonesia, Financials were the largest positive contributor, followed by Telecommunications. All sectors were closed positive on a mom basis. Last month, large volatility was seen across global equities. The spate of negative news - Yen carry trade unwinding, US recession fears and Israel-Iran tension rattled investors in early August. However, risky assets breathed sigh of relief post BOJ Deputy Governor Uchida's commentary and fed pivot at Jackson Hole address. Global equities rose over the month MXWO +2.5%MoM/ +16%ytd driven by Brazil, Euro, and South Africa. Domestically, JCI booked an even stronger performance in August gained by +5.7%. Worth noting however that the August rally was flow-driven with BREN +24%MoM, DSSA +41%MoM and MSIN +173%MoM. IDX80 index lagged behind with +3.1%MoM. Total net foreign inflow excluding some sizable crossings during the month was elevated with Rp 13.9Tn. GDP 2Q came slightly better than expected +5.05% yoy vs. 5.00% yoy expectation. Annually, growth was identified across all industries, with prominent increases in accommodation, food and beverage, transportation and warehousing, and other services. Going forward, the potential of sustainable and structural improvement in Indonesian economy with rising GDP/capita will become positive tailwind for long term Indonesian equity asset class for medium-long term horizon.

DISCLAIMER: This document is prepared by PT. AIA FINANCIAL and solely for informational use only. This document is not an offer for sale nor a solicitation of an offer to purchase. Investment in pension fund product contains risks including but not limited to political risk, risk on changes in government decree or other government regulations, interest rate risk, liquidity risk, credit risk, equity risk and exchange rate risk. The performances of the funds are not guaranteed; the unit price and the investment result may increase or decrease. Past performances do not constitute a guarantee for future performance.



FUND FACT SHEET

DPLK Equity ER13/E5 Fund

Appendix

FUND PERFORMANCE

Fund	Fund Performance						
	1 Month	3 Months	YTD	1 Year	Annualised		
					3 Years	5 Years	Inception
DPLK Equity Fund***	3.03%	8.39%	4.15%	4.85%	8.63%	4.05%	5.20%

Note: ***Fund Performance (Gross Asset Value) calculation is already excluded cost related to management fee and administrative fee.

DISCLAIMER: DPLK Equity Fund is a Pension fund offered by DPLK AIA FINANCIAL. This document is prepared by PT. AIA FINANCIAL and solely for informational use only. The official fund performance presented to the Clients refers to Fund Performance (Net Asset Value) information in page 1.

This document is not an offer for sale nor a solicitation of an offer to purchase. Investment in Pension fund product contains risks including but not limited to political risk, risk on changes in government decree or other government regulations, interest rate risk, liquidity risk, credit risk, equity risk and exchange rate risk. The performances of the funds are not guaranteed; the unit price and the investment result may increase or decrease. Past performances do not constitute a guarantee for future performance.